

Prices for Securities Traded as of 17/06/2020

Printed 17/06/2020 14:51:16.016

PRICES FOR EQUITY SECURITIES TRADED ON 17/06/2020

S/N	COMPANY	PCLOSE	OOPEN	OPEN	HIGH	LOW	%SPREAD	OCLOSE	CLOSE	CHANGE	%CHANGI	TRADES	VOLUME	VALUE
1	ABCTRANS	0.47	-	0.47	-	-	-	-	0.47	-	-	12	329,864	168,230.64
2	ACCESS	6.75	-	6.75	6.85	6.75	1.46	6.85	6.85	0.10	1.48	138	15,347,244	104,467,338.25
3	AFRIPRUD	4.05	-	4.05	-	-	-	-	4.05	-	-	39	476,930	1,948,889.13
4	AFROMEDIA	0.20	-	0.20	-	-	-	-	0.20	-	-	1	12,500	2,500.00
5	AIICO	0.97	0.96	0.96	0.96	0.88	8.33	-	0.89	-0.08	-8.25	100	10,379,523	9,283,389.30
6	AIRTELAFRI	298.90	-	298.90	-	-	-	-	298.90	-	-	1	100	30,600.00
7	ARDOVA	13.75	-	13.75	-	-	-	-	13.75	-	-	15	55,237	701,003.25
8	BERGER	7.45	-	7.45	-	-	-	-	7.45	-	-	3	13,028	92,606.90
9	BETAGLAS	68.35	-	68.35	-	-	-	-	68.35	-	-	1	1,000	68,350.00
10	BOCGAS	4.51	-	4.51	-	-	-	-	4.51	-	-	1	1,000	4,440.00
11	BUACEMENT	41.40	-	41.40	-	-	-	-	41.40	-	-	25	80,239	3,211,250.40
12	CADBURY	7.50	-	7.50	8.00	7.50	6.25	-	8.00	0.50	6.67	61	1,443,523	11,206,958.40
13	CAP	20.65	-	20.65	-	-	-	-	20.65	-	-	13	19,530	372,534.90
14	CAPOIL	0.20	-	0.20	-	-	-	-	0.20	-	-	2	1,668	333.60
15	CAVERTON	2.19	-	2.19	2.20	2.20	-	-	2.20	0.01	0.46	50	1,216,326	2,579,052.85
16	CHAMPION	0.88	-	0.88	-	-	-	-	0.88	-	-	2	300	263.50
17	CHAMS	0.25	0.23	0.23	0.23	0.23	-	0.23	0.23	-0.02	-8.00	11	679,000	156,450.00
18	CHIPLC	0.49	-	0.49	-	-	-	-	0.49	-	-	2	10,648	4,791.60
19	CILEASING	4.35	-	4.35	4.20	4.20	-	-	4.20	-0.15	-3.45	13	244,903	1,050,298.95
20	CONOIL	21.00	-	21.00	-	-	-	-	21.00	-	-	9	31,147	630,680.50
21	CORNERST	0.56	-	0.56	-	-	-	-	0.56	-	-	4	108,800	56,226.00
22	COURTVILLE	0.20	-	0.20	0.20	0.20	-	-	0.20	-	-	2	918,106	183,621.20
23	CUSTODIAN	6.00	-	6.00	-	-	-	-	6.00	-	-	3	5,000	28,049.90
24	CUTIX	1.60	-	1.60	-	-	-	-	1.60	-	-	7	34,465	60,358.40
25	DANGCEM	139.00	-	139.00	-	-	-	-	139.00	-	-	150	490,508	63,848,253.20


























Prices for Securities Traded as of 17/06/2020

Printed 17/06/2020 14:51:16.016

S/N	COMPANY	PCLOSE	OOPEN	OPEN	HIGH	LOW	%SPREAD	OCLOSE	CLOSE	CHANGE	%CHANGI	TRADES	VOLUME	VALUE
26	DANGSUGAR	14.80	-	14.80	14.55	14.25	2.06	-	14.50	-0.30 ↓	-2.03	93	2,250,890	32,618,825.10
27	EKOCORP	6.00	-	6.00	-	-	-	-	6.00	- →	-	3	149,920	899,520.00
28	ETERNA	2.48	-	2.48	-	-	-	-	2.48	- →	-	18	79,520	186,850.80
29	ETI	5.05	-	5.05	5.00	5.00	-	-	5.00	-0.05 ↓	-0.99	53	954,466	4,788,660.50
30	FBNH	5.15	-	5.15	5.20	5.00	3.85	5.05	5.05	-0.10 ↓	-1.94	318	35,370,259	178,136,012.25
31	FCMB	1.72	-	1.72	1.73	1.71	1.16	1.73	1.73	0.01 ↑	0.58	84	22,543,472	38,799,309.55
32	FIDELITYBK	1.78	-	1.78	1.79	1.75	2.23	-	1.75	-0.03 ↓	-1.69	69	4,617,999	8,158,096.49
33	FIDSON	3.63	-	3.63	3.40	3.33	2.06	-	3.40	-0.23 ↓	-6.34	44	775,807	2,633,115.23
34	FLOURMILL	19.55	-	19.55	20.40	19.65	3.68	-	20.40	0.85 ↑	4.35	64	1,315,906	26,272,990.20
35	GLAXOSMITH	7.10	-	7.10	7.10	7.10	-	-	7.10	- →	-	35	536,621	3,836,441.75
36	GUARANTY	23.60	-	23.60	23.60	23.00	2.54	-	23.00	-0.60 ↓	-2.54	265	43,674,620	1,026,994,423.00
37	GUINNESS	17.50	-	17.50	-	-	-	-	17.50	- →	-	54	435,449	7,598,399.95
38	HONYFLOUR	1.08	-	1.08	-	-	-	-	1.08	- →	-	17	236,781	247,265.78
39	IKEJAHOTEL	1.15	-	1.15	-	-	-	-	1.15	- →	-	1	5,000	6,300.00
40	INTBREW	4.70	-	4.70	4.65	4.55	2.15	-	4.55	-0.15 ↓	-3.19	83	4,937,107	22,574,451.00
41	JAIZBANK	0.68	-	0.68	0.67	0.63	5.97	-	0.67	-0.01 ↓	-1.47	20	1,365,516	892,045.33
42	JAPAUOIL	0.25	-	0.25	0.25	0.23	8.00	-	0.23	-0.02 ↓	-8.00	34	7,831,501	1,887,051.64
43	JBERGER	19.85	-	19.85	-	-	-	-	19.85	- →	-	49	798,116	14,421,862.35
44	LASACO	0.25	-	0.25	0.25	0.24	4.00	0.25	0.25	- ↓	-4.00	20	1,068,426	267,017.71
45	LAWUNION	1.06	-	1.06	-	-	-	-	1.06	- →	-	5	382,308	386,131.08
46	LEARNAFRCA	1.35	-	1.35	-	-	-	-	1.35	- →	-	2	7,000	8,750.00
47	LINKASSURE	0.53	-	0.53	-	-	-	-	0.53	- →	-	3	6,581	3,235.81
48	LIVESTOCK	0.70	-	0.70	-	-	-	-	0.70	- →	-	9	132,700	86,109.00
49	MANSARD	2.00	-	2.00	1.82	1.82	-	-	1.82	-0.18 ↓	-9.00	4	105,000	191,620.00
50	MAYBAKER	2.95	-	2.95	2.96	2.96	-	-	2.96	0.01 ↑	0.34	56	1,713,678	5,091,551.21

Prices for Securities Traded as of 17/06/2020

Printed 17/06/2020 14:51:16.016

S/N	COMPANY	PCLOSE	OOPEN	OPEN	HIGH	LOW	%SPREAD	OCLOSE	CLOSE	CHANGE	%CHANGI	TRADES	VOLUME	VALUE
51	MBENEFIT	0.21	0.20	0.20	0.21	0.20	4.76	-	0.21	 ↓	-4.76	47	11,797,589	2,454,742.86
52	MEDVIEWAIR	1.62	-	1.62	-	-	-	-	1.62	 →	-	1	5,891	10,014.70
53	MEYER	0.50	-	0.50	-	-	-	-	0.50	 →	-	6	65,641	29,538.45
54	MOBIL	192.60	-	192.60	-	-	-	-	192.60	 →	-	16	3,315	588,280.90
55	MRS	13.80	-	13.80	-	-	-	-	13.80	 →	-	2	1,928	24,003.60
56	MTNN	115.00	-	115.00	-	-	-	-	115.00	 →	-	93	218,682	25,241,645.50
57	NAHCO	2.90	-	2.90	2.95	2.74	7.12	2.74	2.74	 ↓	-5.52	58	2,814,596	7,872,435.76
58	NASCON	11.60	-	11.60	-	-	-	-	11.60	 →	-	13	131,148	1,523,526.40
59	NB	42.00	-	42.00	-	-	-	-	42.00	 →	-	50	111,591	4,304,116.25
60	NCR	2.00	-	2.00	-	-	-	-	2.00	 →	-	22	330	594.00
61	NEIMETH	2.09	-	2.09	1.89	1.89	-	-	1.89	 ↓	-9.57	24	576,402	1,089,408.28
62	NEM	2.00	-	2.00	2.00	2.00	-	-	2.00	 →	-	8	1,005,300	2,010,600.00
63	NESTLE	995.00	-	995.00	1,094.50	1,094.50	-	-	1,094.50	 ↑	10.00	14	216,124	236,547,718.00
64	NPFMCRFBK	1.66	1.75	1.75	1.75	1.50	14.29	-	1.51	 ↓	-9.04	18	1,390,460	2,218,265.60
65	OANDO	2.45	-	2.45	2.49	2.33	6.43	-	2.45	 ↑	1.63	61	3,255,304	7,995,704.52
66	OKOMUOIL	67.00	-	67.00	-	-	-	-	67.00	 →	-	17	7,642	515,836.50
67	OMATEK	0.28	-	0.28	-	-	-	-	0.28	 →	-	1	49,580	12,890.80
68	PRESCO	45.25	-	45.25	-	-	-	-	45.25	 →	-	15	47,305	2,110,533.00
69	PRESTIGE	0.57	-	0.57	-	-	-	-	0.57	 →	-	7	45,300	26,978.00
70	PZ	4.90	-	4.90	-	-	-	-	4.90	 →	-	39	189,696	875,988.50
71	REDSTAREX	3.80	-	3.80	3.60	3.60	-	-	3.60	 ↓	-5.26	25	438,333	1,591,920.80
72	REGALINS	0.22	-	0.22	0.22	0.22	-	-	0.22	 →	-	2	9,204,366	2,024,960.52
73	ROYALEX	0.24	-	0.24	-	-	-	-	0.24	 →	-	1	10,000	2,200.00
74	SEPLAT	476.40	-	476.40	428.80	428.80	-	-	428.80	 ↓	-9.99	16	851,641	365,183,660.80
75	SKYAVN	2.93	-	2.93	-	-	-	-	2.93	 →	-	19	83,100	262,870.00

Prices for Securities Traded as of 17/06/2020

Printed 17/06/2020 14:51:16.016

S/N	COMPANY	PCLOSE	OOPEN	OPEN	HIGH	LOW	%SPREAD	OCLOSE	CLOSE	CHANGE	%CHANGI	TRADES	VOLUME	VALUE
76	SOVRENINS	0.20	-	0.20	-	-	-	-	0.20	-	-	1	300	60.00
77	STANBIC	33.00	-	33.00	-	-	-	-	33.00	-	-	24	108,654	3,362,176.50
78	STERLNBANK	1.30	-	1.30	-	-	-	-	1.30	-	-	17	322,743	401,978.06
79	TOTAL	96.10	-	96.10	-	-	-	-	96.10	-	-	24	41,441	3,986,941.60
80	TRANSCORP	0.72	-	0.72	0.74	0.71	4.05	-	0.74	0.02	2.78	28	3,559,950	2,619,100.29
81	TRIPPLEG	0.58	-	0.58	-	-	-	-	0.58	-	-	6	15,331	8,725.43
82	UACN	7.25	-	7.25	7.20	7.00	2.78	-	7.20	-0.05	-0.69	82	41,199,388	288,659,239.90
83	UAC-PROP	0.99	-	0.99	0.92	0.91	1.09	-	0.91	-0.08	-8.08	16	601,962	553,950.02
84	UBA	6.45	-	6.45	6.50	6.40	1.54	-	6.40	-0.05	-0.78	142	4,268,511	27,428,612.50
85	UBN	6.40	-	6.40	-	-	-	-	6.40	-	-	22	52,808	318,870.15
86	UCAP	2.60	-	2.60	2.63	2.60	1.14	-	2.60	-	0.77	69	4,548,878	11,852,271.99
87	UHOMREIT	40.70	-	40.70	-	-	-	-	40.70	-	-	1	22	894.30
88	UNILEVER	17.00	-	17.00	-	-	-	-	17.00	-	-	17	39,419	604,910.70
89	UNIONDAC	0.30	-	0.30	0.29	0.29	-	-	0.29	-0.01	-3.33	9	350,172	100,428.60
90	UNITYBNK	0.57	-	0.57	0.55	0.55	-	-	0.55	-0.02	-3.51	11	253,867	139,439.18
91	UPDCREIT	3.80	-	3.80	-	-	-	-	3.80	-	-	5	96,000	359,771.00
92	UPL	1.25	-	1.25	1.25	1.20	4.00	-	1.20	-0.05	-4.00	3	502,832	613,256.80
93	VITAFOAM	5.60	-	5.60	-	-	-	-	5.60	-	-	37	557,839	2,884,379.93
94	WAPCO	11.00	-	11.00	11.00	11.00	-	-	11.00	-	-	78	1,134,175	12,469,899.15
95	WAPIC	0.33	-	0.33	0.36	0.34	5.56	-	0.34	0.01	3.03	26	5,635,142	1,962,561.25
96	WEMABANK	0.60	-	0.60	-	-	-	-	0.60	-	-	28	246,312	142,864.51
97	ZENITHBANK	16.10	-	16.10	16.30	16.15	0.92	16.15	16.15	0.05	0.31	275	6,711,927	108,605,294.65
Total												3,564	265,964,169	2,708,736,566.85

Prices for Securities Traded as of 17/06/2020

Printed 17/06/2020 14:51:16.016

PRICES FOR ETF SECURITIES TRADED ON 17/06/2020

<u>S/N</u>	<u>COMPANY</u>	<u>PCLOSE</u>	<u>OPEN</u>	<u>HIGH</u>	<u>LOW</u>	<u>%SPREAD</u>	<u>CLOSE</u>	<u>CHANGE</u>	<u>%CHANG</u>	<u>TRADES</u>	<u>VOLUME</u>	<u>VALUE</u>
1	NEWGOLD	7,800.00	7,800.00	10,000.00	7,400.00	26.00	7,400.00	-400.00 ↓	-5.13	3	65,281	483,108,000.00
2	VETBANK	2.78	2.78	3.05	3.01	1.31	3.01	0.23 ↑	8.27	2	700	2,121.00
Total										5	65,981	483,110,121.00

Prices for Securities Traded as of 17/06/2020

Printed 17/06/2020 14:51:16.016

PRICES FOR BOND SECURITIES TRADED ON 17/06/2020

S/N	COMPANY	PCLOSE	OPEN	HIGH	LOW	%SPREAD	CLOSE	CHANGE	%CHANGE	TRADES	VOLUME	VALUE
1	FBQ2023S1	100.00	100.00	100.00	100.00	-	100.00	-	-	3	8,000	8,000,000.00
2	FGS202013	99.72	99.72	95.00	95.00	-	95.00	-4.72	-4.73	1	5	4,750.00
3	FGS202139	105.00	105.00	100.00	100.00	-	100.00	-5.00	-4.76	1	5	5,000.00
4	FGS202141	110.00	110.00	100.00	100.00	-	100.00	-10.00	-9.09	1	20	20,000.00
5	FGS202261	100.00	100.00	100.00	100.00	-	100.00	-	-	1	20	20,000.02
6	FGS202265	90.00	90.00	100.00	100.00	-	100.00	10.00	11.11	1	20	19,999.98
Total										8	8,070	8,069,750.00